




LED PANEL LIGHTS – 1X4 / 2X2 / 2X4

EL-1X4-5CCT
EL-2X2-5CCT
EL-2X4-5CCT



Description

The right lighting solution can make any space brighter and more enjoyable. With the use of LED flat panel lights, make the most of any space with a high-performing solution. With our selection of flat panel led ceiling lights, add some powerful illumination to your space! These lights are ideal for a range of applications and settings making them a solid choice.

Features

- Without LGP, never turn yellow
- Isolated driver, PF>0.9, THD≤ 15%
- AC120-347V
- Lumen output: 130LM/W
- 0-10V dimmable
- Super bright SMD2835 LEDs, LM80 rated Ra>80
- Operating temperature: -20°C to 50°C
- IP Rating: IP40
- Non-flicker, no dark spot, protect your eyes
- Ideal replacement for traditional troffer with over 80% energy saving
- Option to add plug-in motion sensor.



Wattage & CCT Turnable

1X4	20W	25W	30W	35W	40W
2X2	20W	25W	30W	35W	40W
2X4	30W	45W	40W	50W	60W

CCT	3000K	3500K	4000K	5000K	6500K
-----	-------	-------	-------	-------	-------

Model No.	Size (ft)	Input Voltage	Lumens/Watt	Lumens
EL-1X4-5CCT	1X4	AC120-347V	150	6000
EL-2X2-5CCT	2X2	AC120-347V	150	6000
EL-2X4-5CCT	2X4	AC120-347V	150	9000

See reverse side for more instructions
Voir au verso pour plus d'instructions



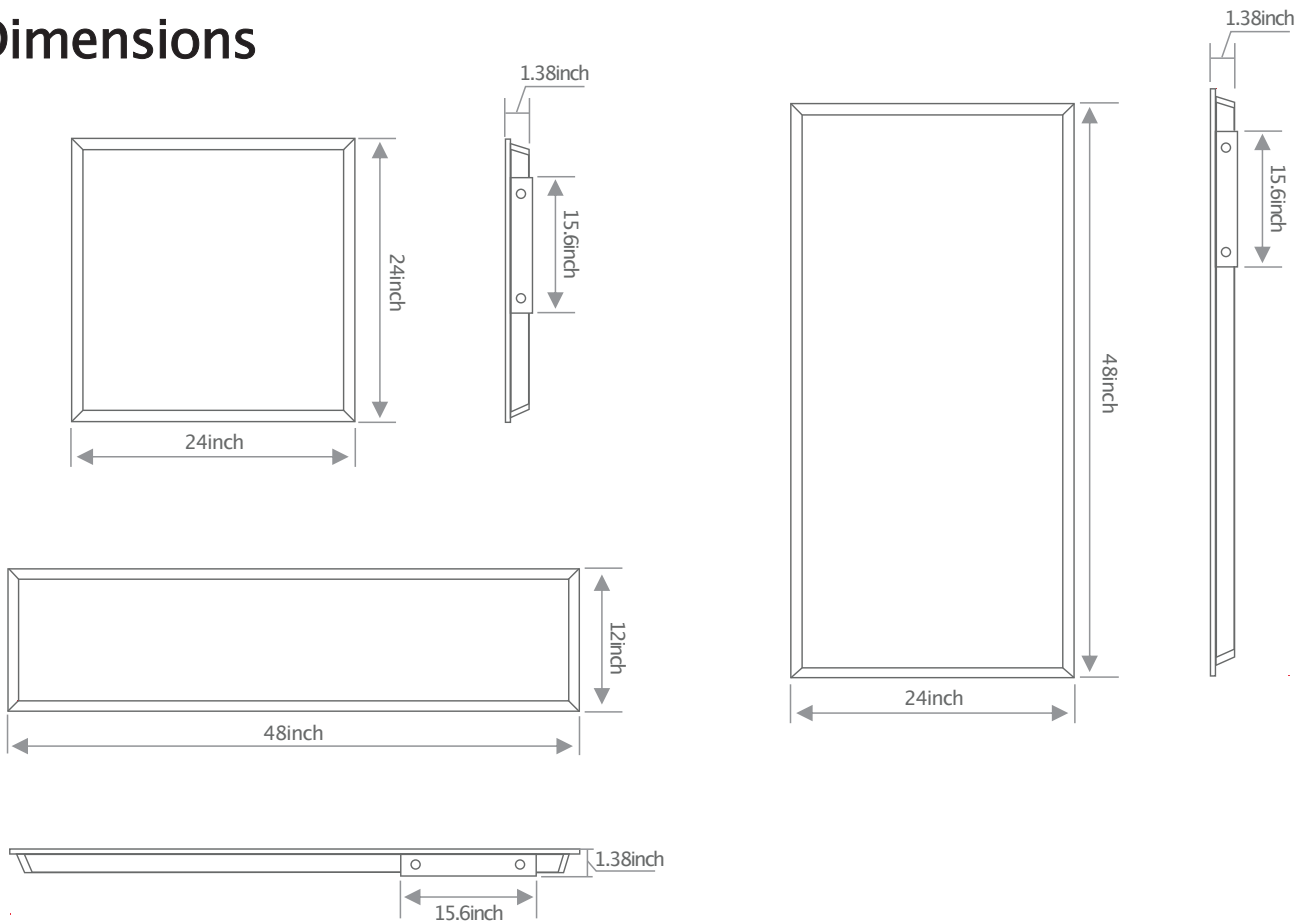
Eliteline



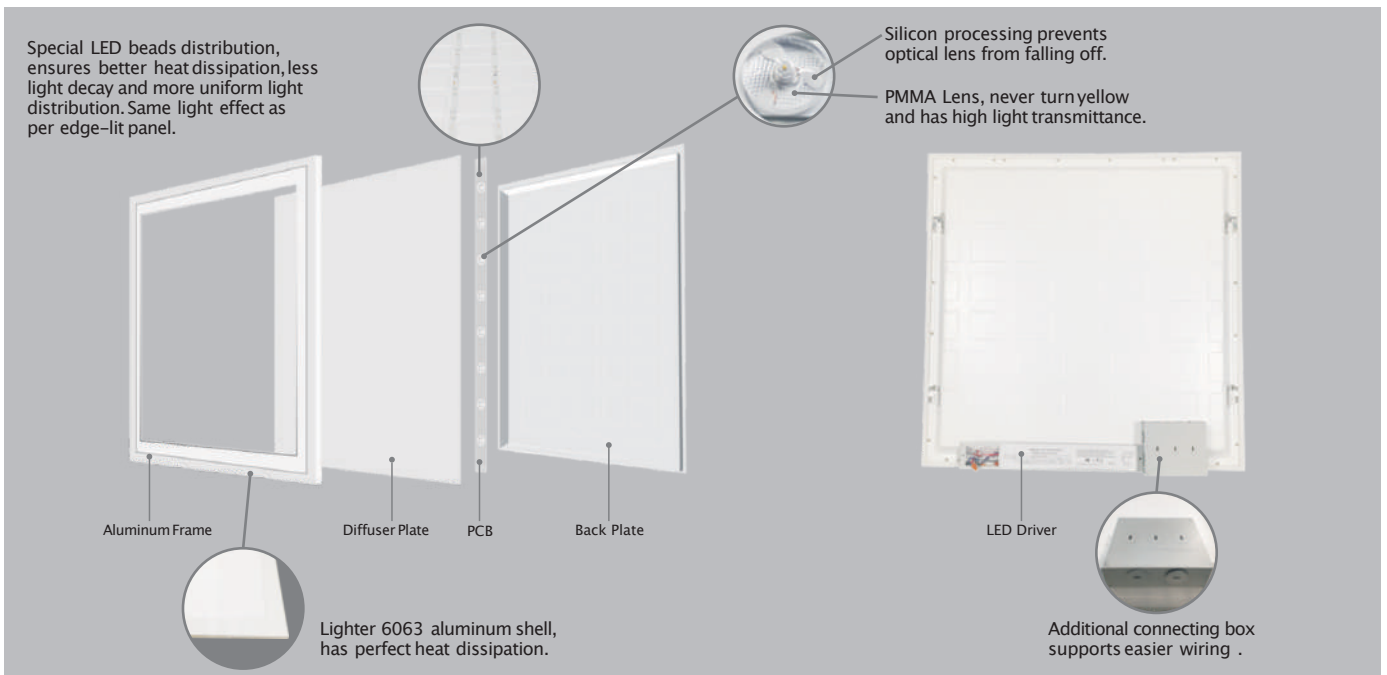
LED PANEL LIGHTS – 1X4 / 2X2 / 2X4

EL-1X4-5CCT
EL-2X2-5CCT
EL-2X4-5CCT

Dimensions



Product Composition



See reverse side for more instructions
Voir au verso pour plus d'instructions



EliteLine