



EL-4SP-10W-5CCTFRF

4" LED SLIM PANEL with FIRE RATED FIXTURE & DRIVER

Eliteline



EL-4SP-10W-5CCTFRF

4" 10W Slim Panel with Fire Rated Fixture & Driver
1000 Lumens

5CCT - 3000K/3500K/4000K/5000K/6000K

Features

Body

Durable airtight aluminum body with etched white polycarbonate diffuser lens for low glare

LED Characteristics

This general application light fixture features a 10 watt LED module that maintains uniform intensity, producing 1000 lumens with a typical CRI of 80+. Available in 5CCT.

Dimming

5%-100% dimming capability. This fixture is compatible with industry standard TRIAC/ELV dimmers.

Mounting

Includes two spring loaded clips to attached to any ceiling material. The slim profile allows to be mounted under joists or duct work.

Body

2 hours fire rated body with etched white polycarbonate diffuser lens for low glare. Heat Resistant Steel Casing Provides up to 2 Hour Fire Protection. 2 layers Type x (or Type C) gypsum.

Fire Rating & Certification

This product is ETL listed in USA & Canada. It has been tested for a 2-HOUR FIRE RATING and complies with ASTM E119, UL 263 and certified to UL standard 1598 and CSA standard C22.2 No. 250.0-08 The Razor Fire rated series meets the 2-hour rating with most floor- ceiling assemblies including the following: UL L505, L511, L536, L538, L541, L556, L577, M500, M510, M5211 and M543.

LED Driver

Extruded junction box with 210mA dimmable class II electronic LED driver with 120V 60Hz input.

Quick Connect push-in terminals

Three "Quick connect" push-in terminals for fast and easy wiring.

Operating Temperature

-20°C~40°C (-4°F~104°F)

Environment

Suitable for damp locations.
Suitable for insulated ceiling applications

Certificate

This LED recessed light is IC rated, ETL ES certified and wire terminal is UL-certified. It is permitted to be in contact with insulations in ceilings, meaning the junction box is thermally protected.

Beam angle

100°

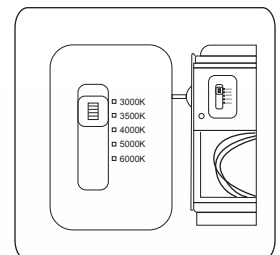
Instruction

EL-4SP-10W-5CCTFRF

4 inch Recessed round LED panel light in 5CCT (3000K/3500K/4000K/5000K/6000K) with Fire Rated Fixture & Driver
Panneau lumineux rond encastré DEL de 4po 3CCT (300K/4000K/5000K) & 5CCT (3000K/3500K/4000K/5000K/6000K)
avec luminaire et boîte coupe-feu.

There is dip switch on the front of junction box. The dip switch also called CCT selectable.

Select certain color temperature on dip switch, then the light will be that color.





See reverse side for more instructions
Voir au verso pour plus d'instructions



Product		EL-4SP-10W-5CCTFRF
Type		4"
Power		10W
Voltage - Frequency		120VAC 60Hz
Color Temp. (ANSI)		3000K/3500K/4000K/5000K/6000K
CRI (Ra)		>80
Typical lumens (lm)		1000
Efficacy (LPW)		100
Beam Angle		100°
Dimmable		Yes
Power Factor		0.9
Operating Temperature		-20°C to 40°C (-4°F to 104°F)

LED Driver

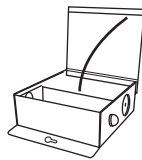


Intelligent IC constant power output

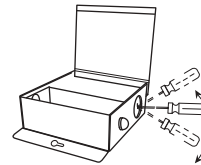
Installation



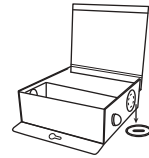
Use tools to open the appropriate holes in the ceiling.



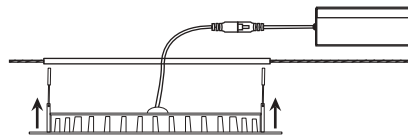
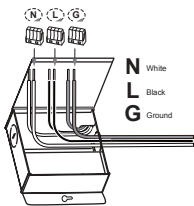
Open the box
Take out accessory of wire clip.



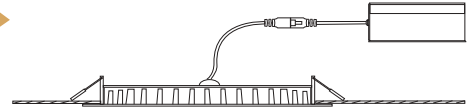
Use suitable tool to remove one of the knockouts of the side plate.



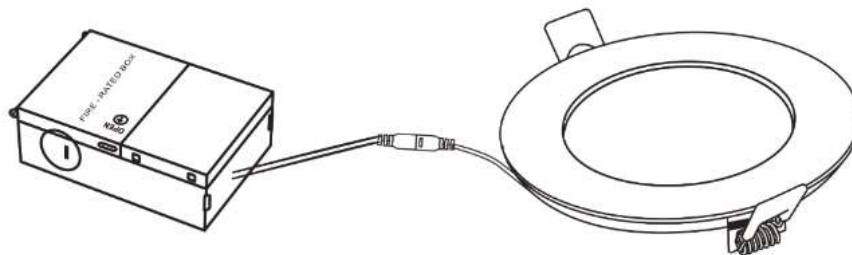
Remove one of the knockouts on the side plate.
Put wires through the hole.



Holding the clips, and push the fixture into installation hole.



Release spring clips and push into place.



See reverse side for more instructions
Voir au verso pour plus d'instructions

Eliteline

