



SMART LED SLIM PANEL LIGHT

Eliteline



MODEL:EL-RGBCW-10W

4" Round LED Ultra Slim Profile Recessed Retrofit, 10W, Insulation Contact(IC), Airtight Recessed Lighting

Features

Smart Control

1. Cell-phone and voice-intelligent controlled home lighting, with scene-optional choices for changing the temperature and luminance of light through an APP on your mobile device. There are 16 million variations of color that you can choose from.
2. Cell-phone Control: Open the remote control APP, and enjoy a new lifestyle instead of "get up to turn off lights" or "forget to turn off lights".
3. Voiced Control: Says "turn the light pink in dining-room" to Google Home, then you can enjoy a romantic environment. The product is supported by mainstream smart home platform, such as Amazon Echo, Google Home, IFTTT, Tmall ELF, Google Nest, etc.
4. On/off, timing, brightness adjustment, mode selection, and color switching.
5. Wireless module connection, safe and reliable, ultra-low power consumption.
6. Built-in global cloud service, extremely reliable system deployment architecture, uninterrupted continuous service time 99.99%.
7. Top level information security, ISO 27001 information security management system certification.

LED Characteristics

This general application light fixture features a 10 watt LED module that maintains uniform intensity producing up to 600-650 lumens; with a typical CRI of 80+. Available in 2700K-6500K colour temperature.

Dimming

5%-100% dimming capability. This fixture is compatible with APP.

Beam Spread

The fixture lens provides 110° beam spread.

Mounting

Includes two spring loaded clips to attached to any ceiling material. The slim profile allows to be mounted under joists or duct work.

LED Driver

Extruded junction box with 210mA dimmable class II electronic LED driver with 120V 60Hz input.

Quick Connect push-in terminals

Three "Quick connect" push-in terminals for fast and easy wiring.

Operating Temperature

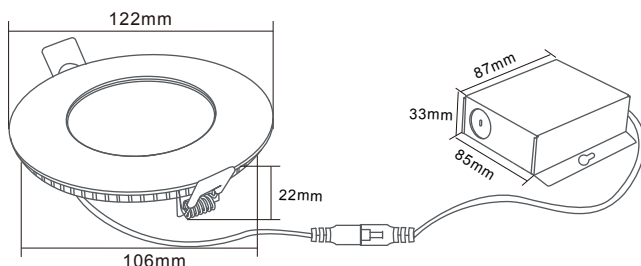
-20°C ~ 40°C (-4°F ~ 104°F)

Environment

Suitable for damp locations.
Suitable for insulated ceiling applications.

Certificate

ETL
Energy Star
CE Rohs

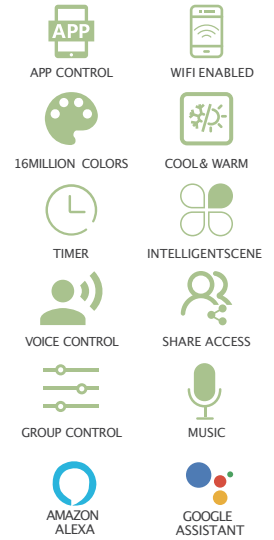



Description

The ultra-thin recessed light is a 10 watt 4" slim profile light fixture for recessed retrofit application. It is a high-performance, easy to install residential grade downlight solution that offers good light output, energy efficiency and streamlined design. Suitable for damp locations.

See reverse side for more instructions
Voir au verso pour plus d'instructions





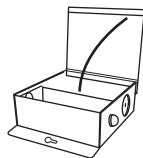
PRODUCT SPECIFICATIONS

| Product | EL-RGBCW-10W |
|-----------------------|-------------------------|
| Type | 4" |
| Power | 10W |
| Voltage - Frequency | 120VAC 60Hz |
| Color Temp. (ANSI) | RGB+2700K~6500K |
| CRI (Ra) | 80 |
| Typical lumens (lm) | 650 |
| Efficacy (LPW) | 95 |
| Beam Angle | 120° |
| Dimmable | Yes |
| Power Factor | 0.9 |
| Operating Temperature | -20°C~40°C (-4°F~104°F) |

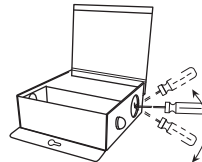
Installation



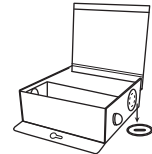
Use tools to open the appropriate holes in the ceiling.



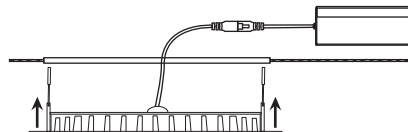
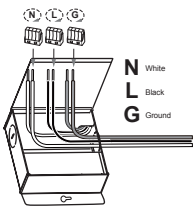
Open the box
Take out accessory of wire clip.



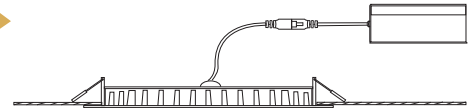
Use suitable tool to remove one of the knockouts of the side plate.



Remove one of the knockouts on the side plate.
Put wires through the hole.



Holdin g the clips, and push the fixture into installation hole.



Release spring clips and push into place.

See reverse side for more instructions
Voir au verso pour plus d'instructions

